

SPECIFICATIONS

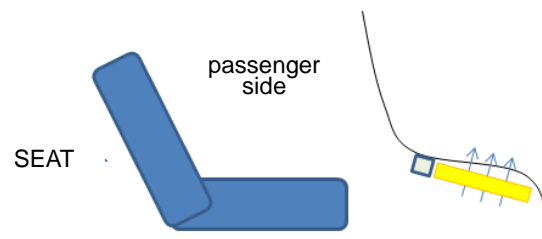
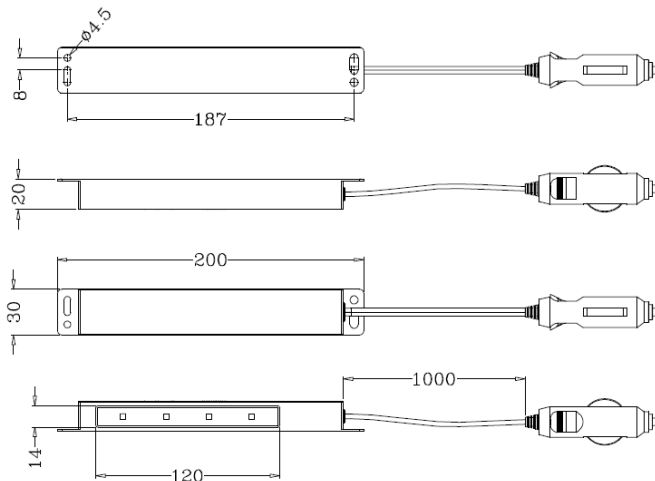
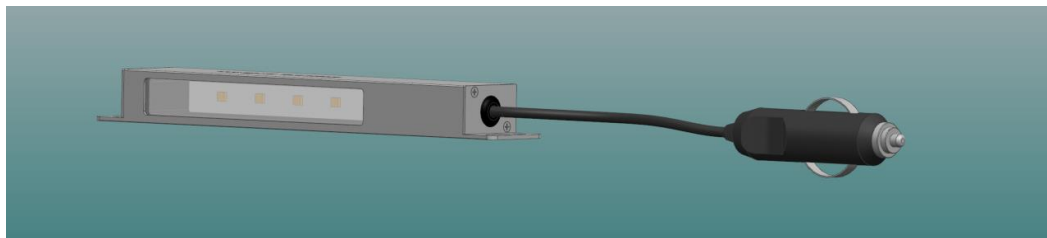
2021.11.25

Coronavirus Sterilizer for Vehicles

Sterilize new coronaviruses and noroviruses with deep ultraviolet rays (UVC)

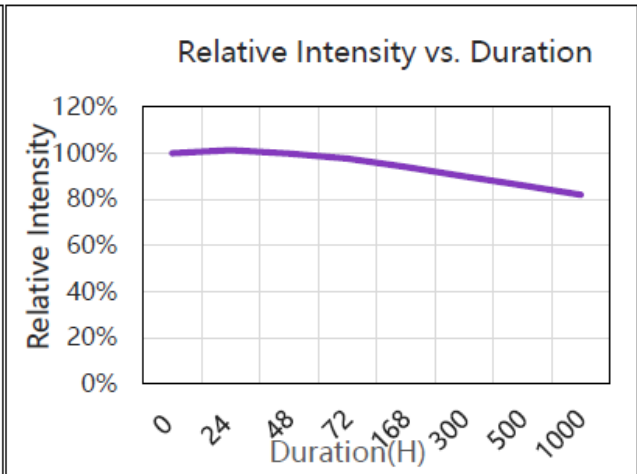
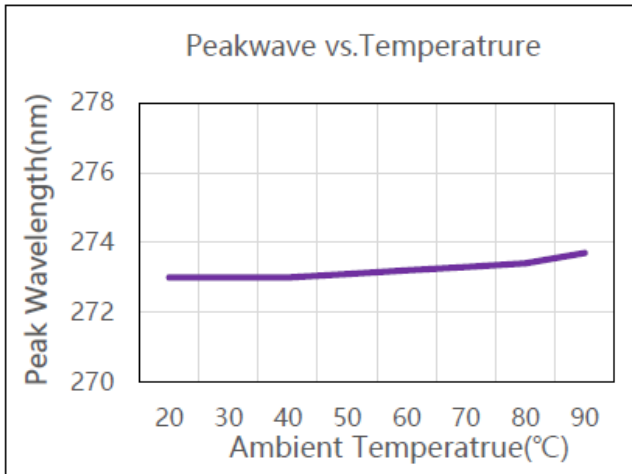
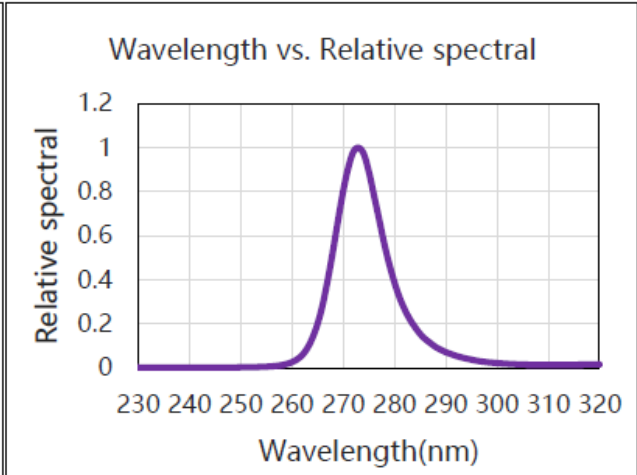
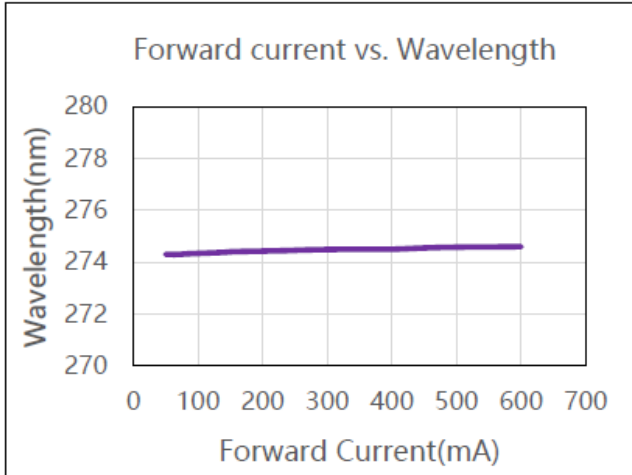
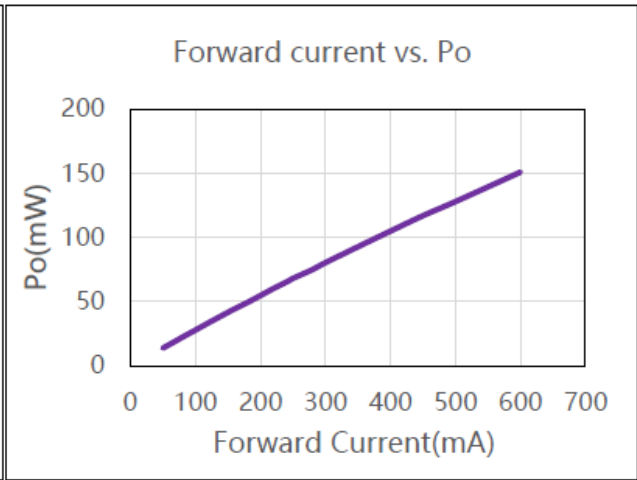
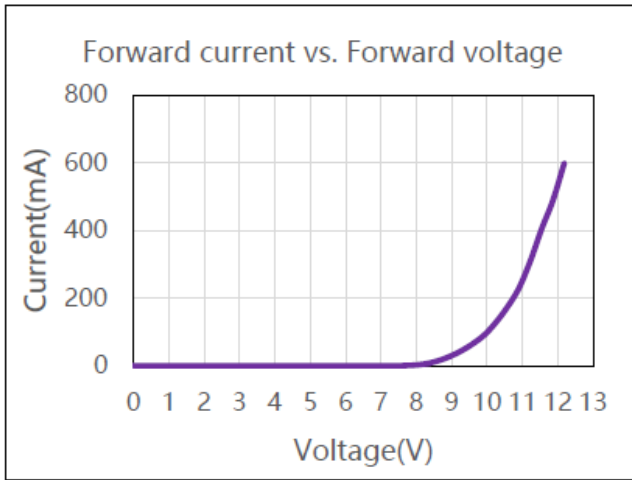
Type	CSUVC-200V		CSUVC-200V24	
Model no.	CSUVC-200V-R (For right-hand drive cars)	CSUVC-200V-L (For left-hand drive cars)	CSUVC-200V24-R (For right-hand drive cars)	CSUVC-200V24-L (For left-hand drive cars)
Input Voltage	DC8~12V		DC24V	
Power	24W			
LED	UVC-LED (LM1HQMC) × 4 pcs			
Wavelength	UVC: 275nm			
UVC power	100mW/cm ² (each LED chip)			
Lifetime	> 10,000 hours			
Dimension	L:200mm × W:30mm × D:20mm			
Weight	300g			
Materials	Aluminum alloy, Quartz glass (t=4mm)			
Working temp.	-40°C ~ +85°C			

- **IMPORTANT WARNING!** This UVC lamp emits very strong UVC rays, and it's very dangerous! So never look directly at UVC light or expose it to your skin, even for a moment! It causes serious damage such as blindness and burns!
- **WARNING!** Never look directly at the UV light while it is illuminated - doing so could temporarily or chronic damage to your eyesight or may even result in loss of vision. UV light is harmful to bare skin and eyes. To prevent exposure to UV light, disconnect the power to the unit once disinfection process is completed. Never operate the unit if any part of the unit is damaged or cracked.




Install the product under the glove box on the passenger side and illuminate it in a forward direction.

LED characteristics



Mounting method (recommended)

We recommend using Velcro, which can be easily attached and detached.



Velcro

Attach commercially available velcro to the main body of the equipment and under the glove box of the car.

